

# History of the Disability Legal Advocacy Network

Curt Decker  
Executive Director, NDRN

- NDRN and the development of the national association
- Development of the P&A system

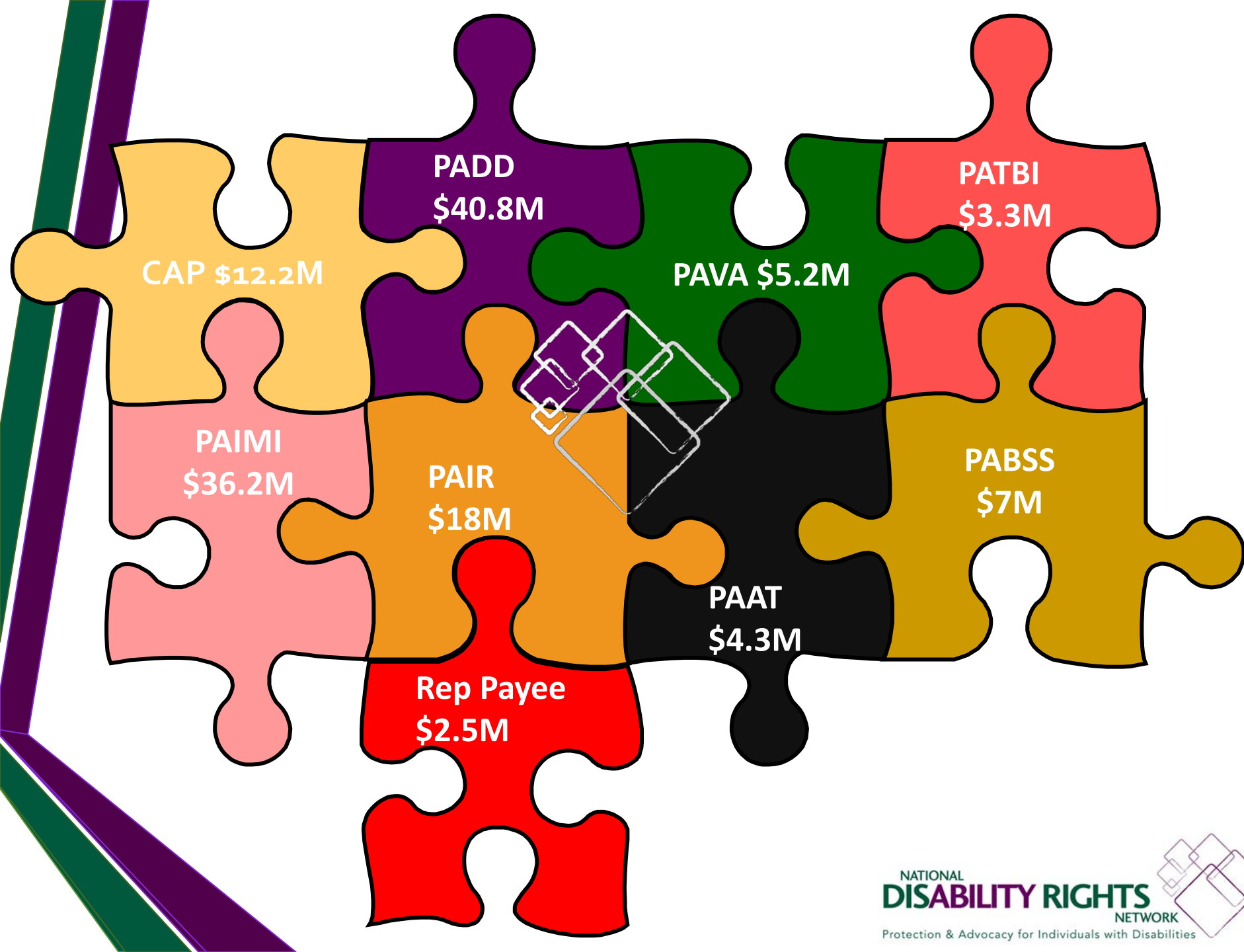
# National Disability Rights Network

**Vision:** NDRN has a vision of a society where people with disabilities have equality of opportunity and are able to participate fully in community life by exercising choice and self determination.

**Mission:** NDRN's mission is to promote the integrity and capacity of the P&A/CAP national network and to advocate for the enactment and vigorous enforcement of laws protecting civil and human rights of people with disabilities.

# NDRN Activities

- Trade Association
- Training and Technical Assistance Provider
- Quality Assurance
- Membership Services
- National Disability Rights Leadership
- Contractor and Fundraiser for Members



# Principles of Protection & Advocacy Systems

**CLIENT-DIRECTED**

**LEGALLY BASED**

**INDEPENDENT ADVOCACY**

**CONSUMER-MANAGED**



# Authority

**“Pursue legal, administrative  
& other appropriate remedies”**

- Range of Issues
- Ranges of Remedies
- Ability to Respond
- Access Persons, Records, Facilities

# Limitations

- CAP - No class action litigation
- No Physician-Assisted Suicide Cases
- HAVA: No Litigation
- No Access to federal facilities



# Priority Setting

- Consumer Involvement
- How to Say NO....but
- Flexibility

# Continuum of Remedies

Information and Referrals

Outreach to Un-served and Underserved Populations

Training, including Self – Advocacy Skills

Legal Counsel and Advice

Negotiation and Mediation

Administrative Proceedings

Individual Litigation

Monitoring

Public Policy and Legislative Advocacy


Public Relations

Systemic Litigation and  
Advocacy



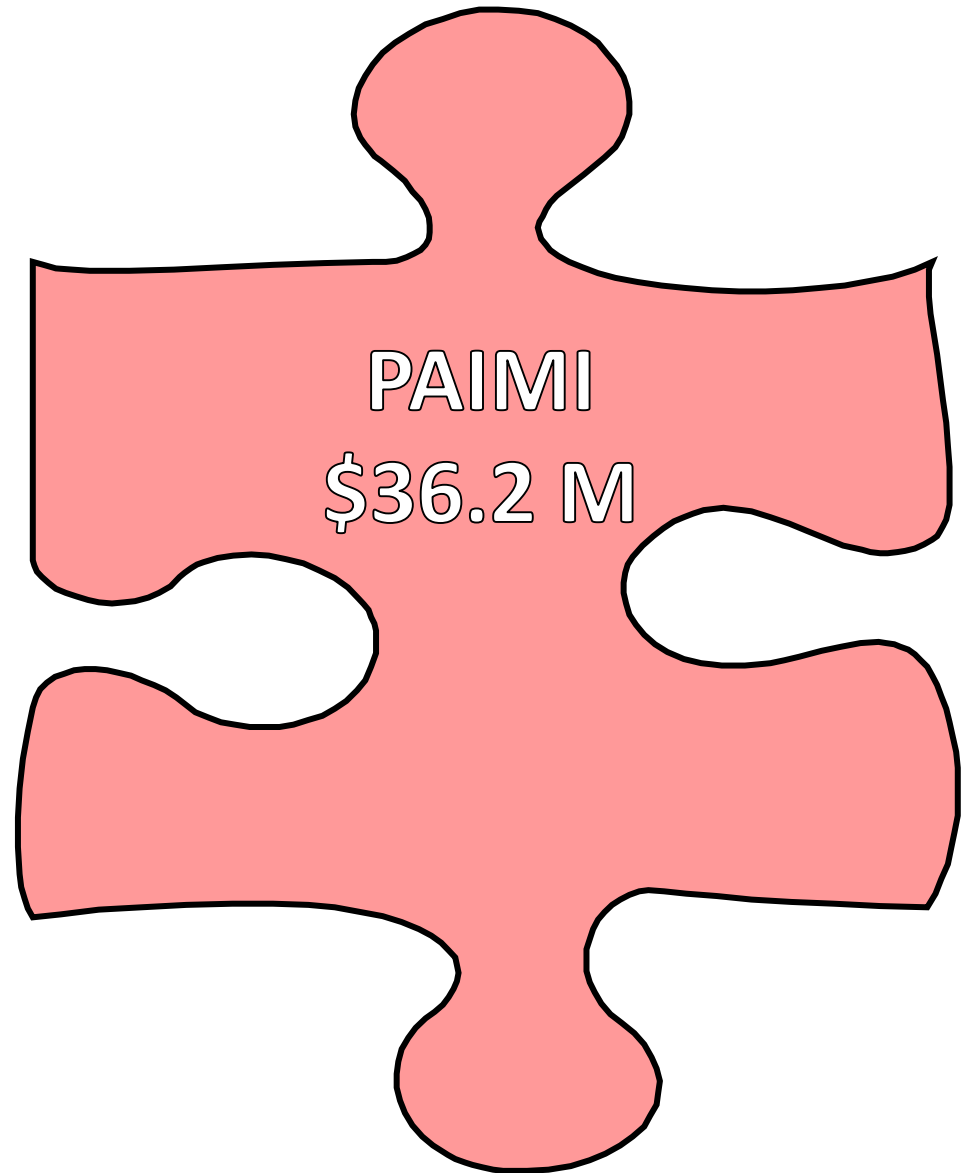
- 1975 – Developmental Disabilities Assistance and Bill of Rights Act includes Protection & Advocacy
- 1977 – Planning grants to State (\$20,000)
- 1978 – Protection & Advocacy agencies begin operations with State Designations





- 1984 – Client Assistant Program (CAP) reauthorized as formula grant program

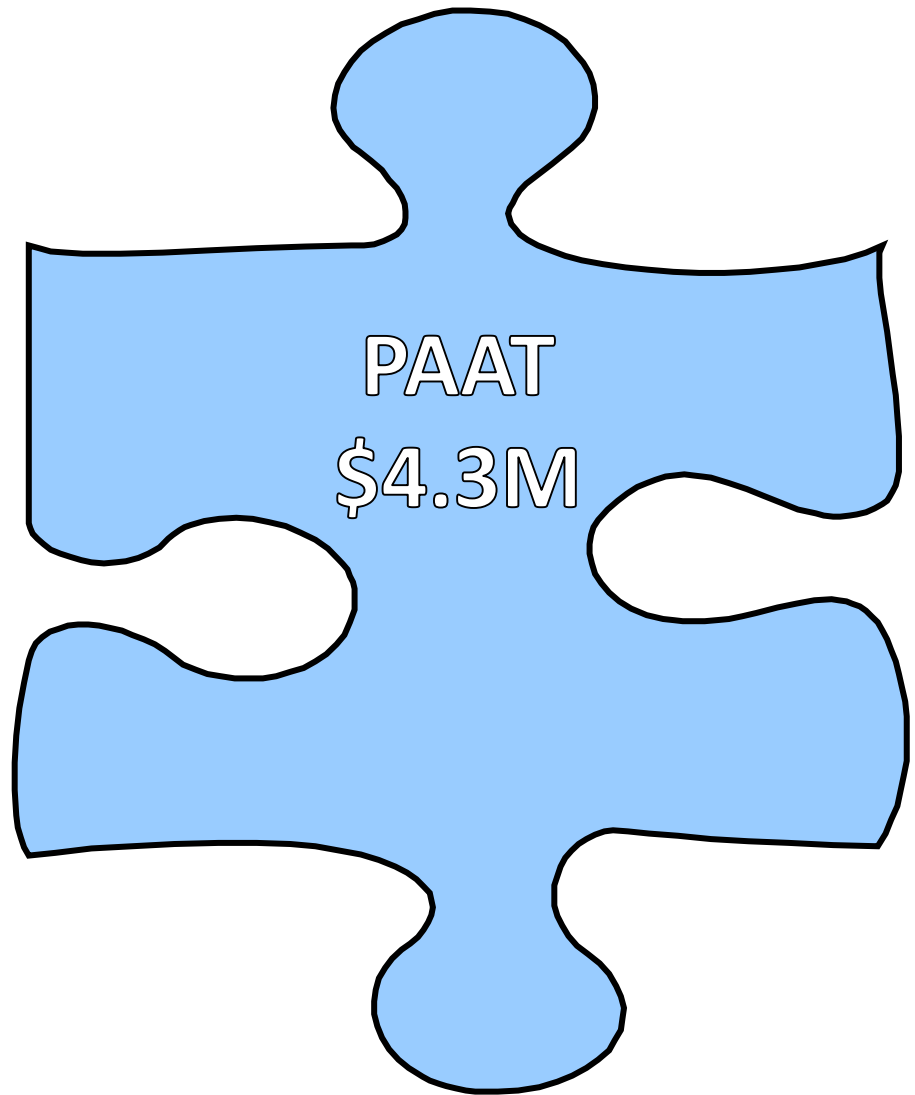
- 1986 – Protection & Advocacy for Mentally Ill Individuals (PAIMI) program enacted (Institutions + 90 days)
- 2001 – Expansion of PAIMI to community





- 1989 – Protection & Advocacy for Individuals Rights (PAIR) demos
  - 1991 – PAIR program reauthorized to formula grant
    - 1993 – PAIR trigger reached

- 1993 – Assistive Technology subcontracts  
PAAT
- 1998 – Protection & Advocacy for Assistive Technology (PAAT) funded
- 2004 – PAAT Reauthorized






- 1999 – Ticket To Work/Work Incentives Act (TTWWIA) passes
- 2001 – Protection & Advocacy for Beneficiaries of Social Security (PABSS) funded




- 2001 – Protection and Advocacy for Individuals with Traumatic Brain Injury (PATBI) Authorized

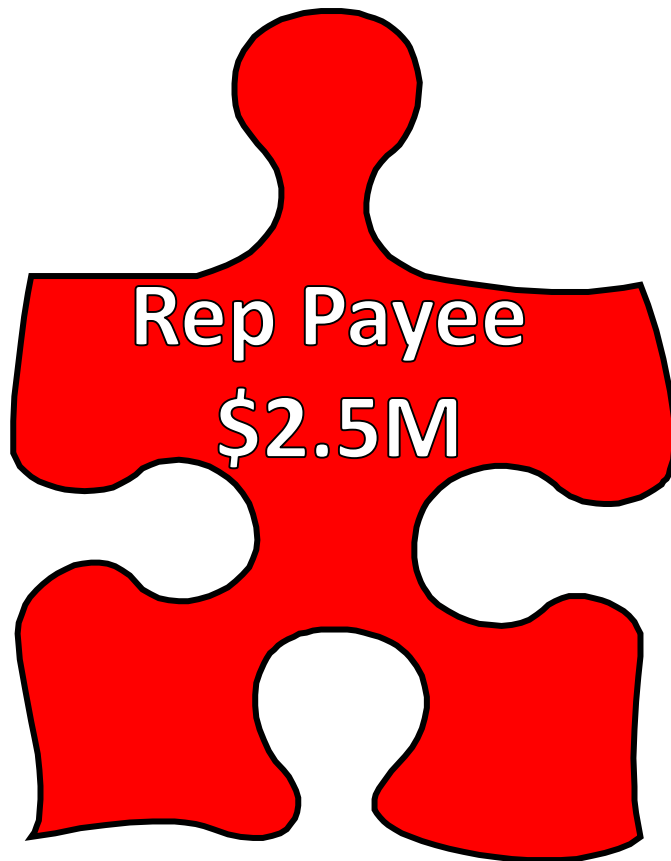
- 2002 – PATBI Competitive Grants - \$1.5 million – 33 Awards

- 2003 – PATBI moves to formula





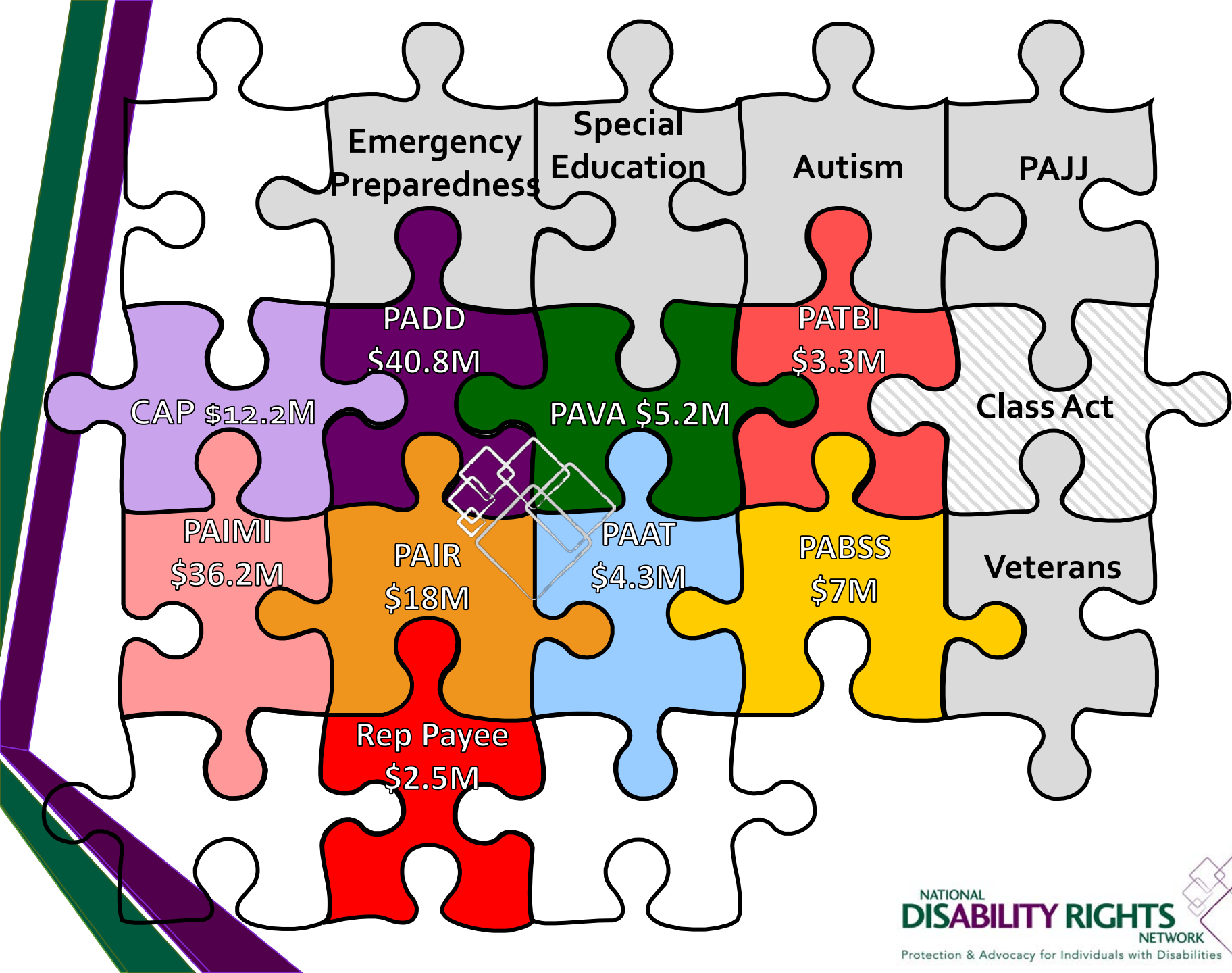
- 2003 – PAVA funded at \$2 Million
- 2004 – PAVA funding raised to \$5 Million



- 2009 – Henry’s Turkey Farm Expose
- 2009 – Representative Payee Program started by SSA with NDRN as contractor
- 2011 – Expansion of review project beyond “employer” payees
- 2012 – 600+ Rep Payee Cases contracted in one fiscal year

# History of Disability Legal Advocacy Network

- 1994 – Native American P&A established
- 2005 – NATIONAL DISABILITY RIGHTS NETWORK
- 2005 – Katrina Aid Today - \$5.4 million
- SSA Representative Payee Oversight project
- CLASS Act P&A



# FY11 Primary Disability Data

	# of Cases	% of Cases
● Mental Illness	23,082	35.46%
● Intellectual Disabilities	8,091	12.43%
● Orthopedic Impairments	6,661	10.23%
● Autism	5,001	7.68%
● Specific Learning Disabilities	3,978	6.11%
● Neurological Disorders	2,621	4.03%
● Hard of Hearing / Deaf	2,033	3.12%
● Blind / Visual Impairments	1,821	2.80%
● Traumatic Brain Injury	1,778	2.73%
● Cerebral Palsy	1,739	2.67%
● Muscular / Skeletal Impairments	1,270	1.95%
● Heart and Other Circulatory Conditions	1,104	1.70%
● Other Emotional/Behavioral	1,004	1.54%
● Other Intellectual	848	1.30%
● "Other" and All Others <1%	4,065	6.24%

# Appropriations

(See Materials For Appropriations History Table)

# Federal Government

